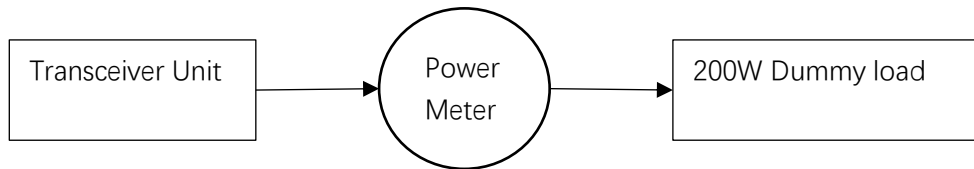


How to Check Transmitting of NHR-1500 On Workshop

Step 1

Connection

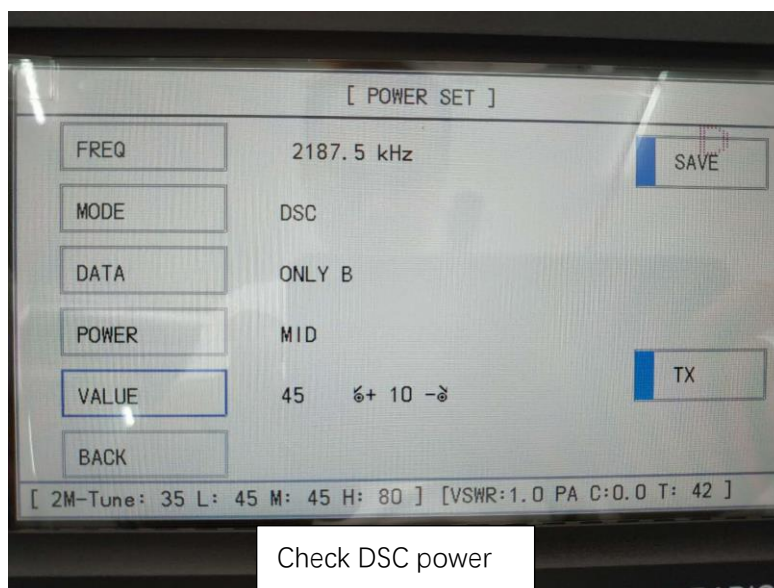
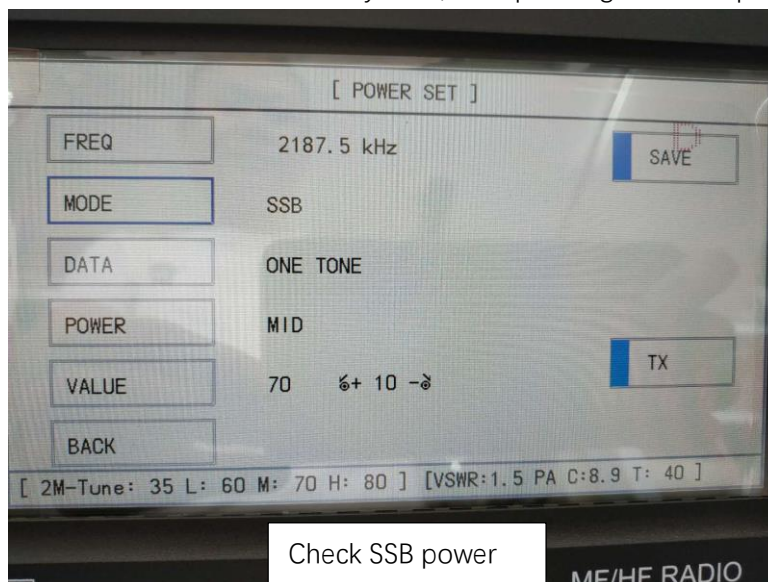


Step 2

Power value can be checked in SERVICE-ADVANCE-POWER SET.

The password is 77777777.

Press "TX" for transmit in every level, then press again for stop.



Step 3



When transmitting at "POWER SET" menu, the current should be between 5-15A.

Step 4

The transmitting path is in **red** color. If the transmitting current at power supply is very small. Check the path of transmitting.

And check every connector at NHR203, NHR206, NHR202, NSR101 PCB, make sure not any loose.

