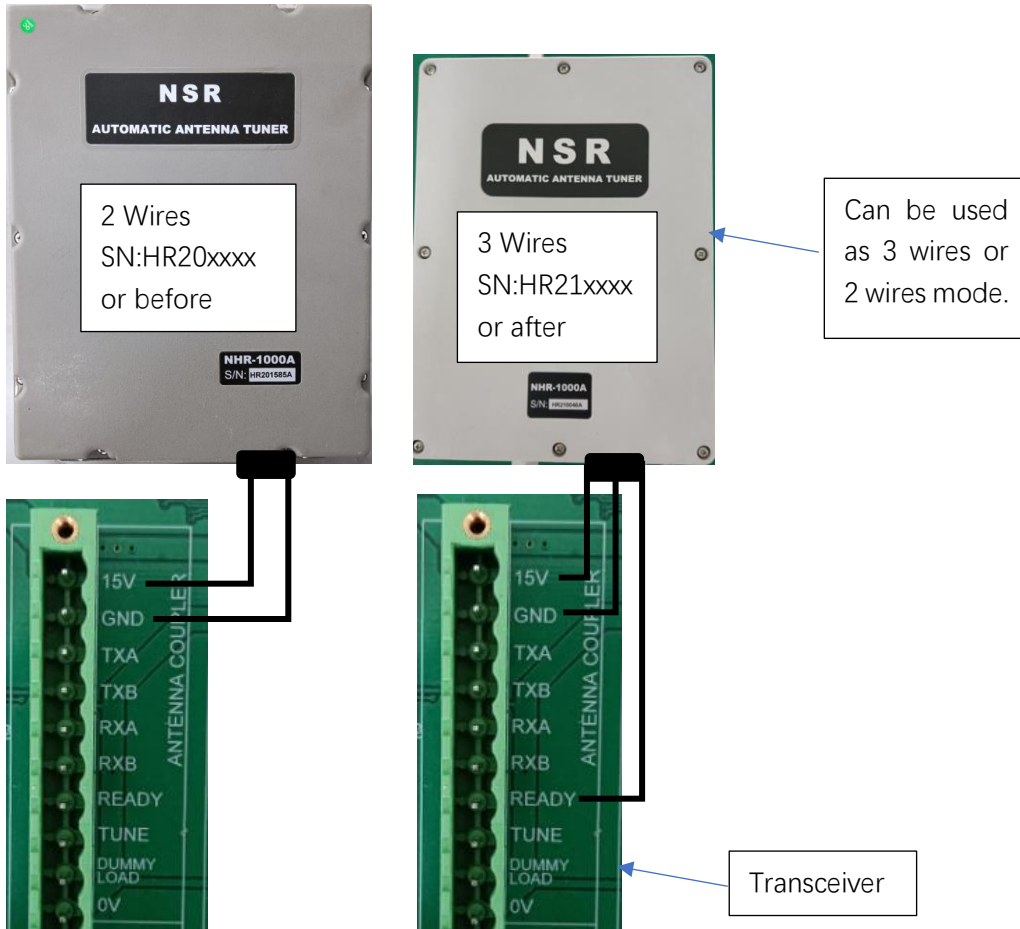


How to Use 3 Wires Coupler for NHR-1500


To support READY signal, it should fully meet below requirement.

Coupler SN	HR21xxxx or after
Transceiver SN	HR21xxxx or after
Transceiver Software version	Ver 1.08 or after
Control unit software version	Ver 1.11 or after
OTHER SET at MENU	HW mode



There are only DC15V power supply at 2 wires coupler.

At 3 wires coupler, there is additional READY feedback signal from coupler to transceiver.



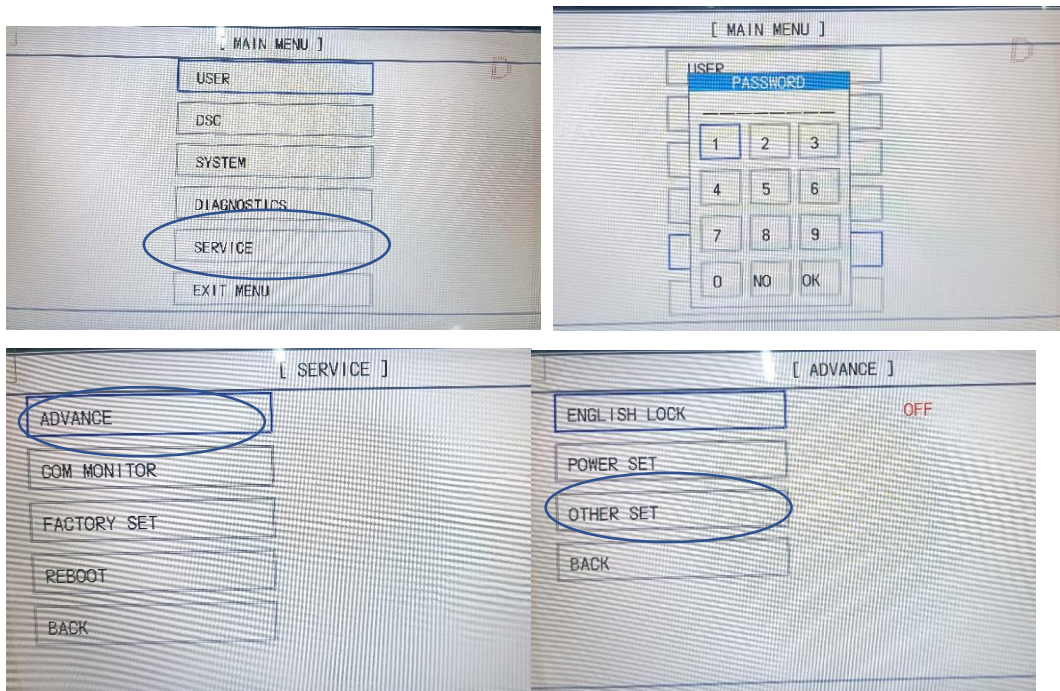
7 pins connector to coupler.

PIN 1: DC 15V+

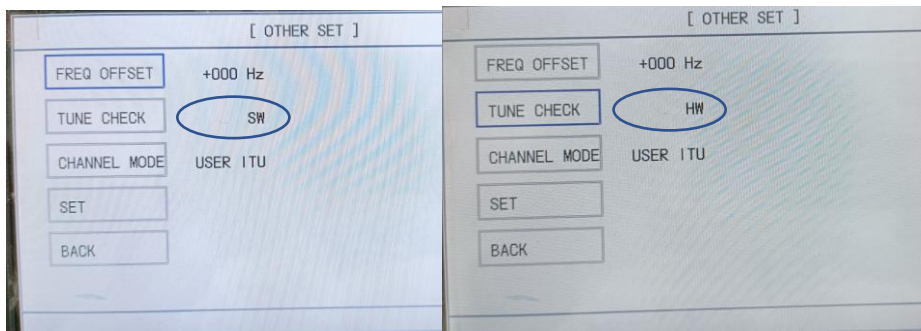
PIN 2: GND

PIN 3: READY

Software setting.



Enter "OTHER SET" menu from MAIN MENU-SERVICE-ADVANCE-OTHER SET.
The password is 66733733.

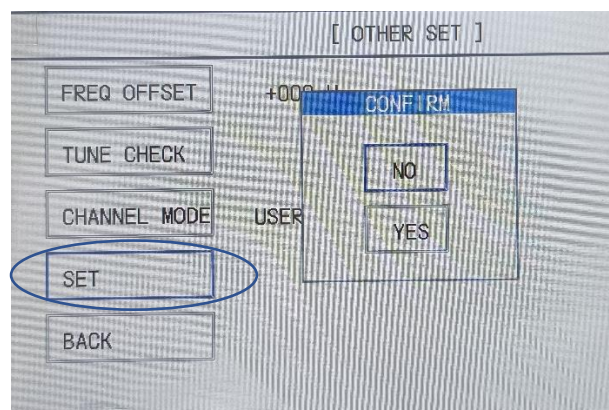


TUNE CHECK mode.

SW: tune OK checking is by **transceiver unit**. 2 wires mode.

HW: tune OK checking is by **coupler**. 3 wires mode.

Note: If no "TUNE CHECK" at menu, the tune check mode is SW.



After change the mode, don't forget to touch "SET" to save the setting to transceiver unit.