


How to Change VIU IP

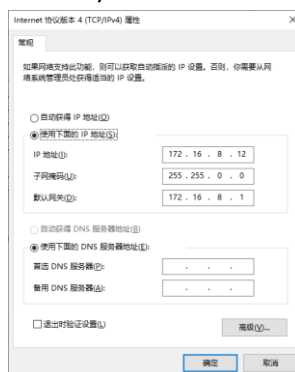
1, Connect

- Connect PC to VIU PCB via network cable;
- VIU have IP address below:
VIU1: 172.16.8.90
VIU2: 172.16.8.91
VIU3: 172.16.8.92
VIU4: 172.16.8.93
- Connect DC 24V to VIU;



2, Configure

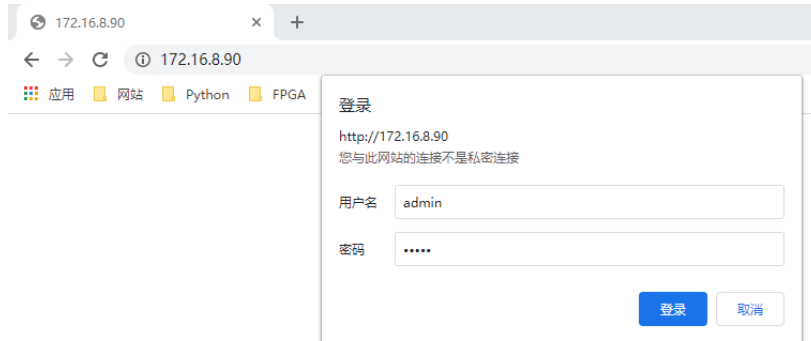
- Set PC IP address;
Ip: 172.16.8.12
Mask: 255.255.0.0
Gateway: 172.16.8.1



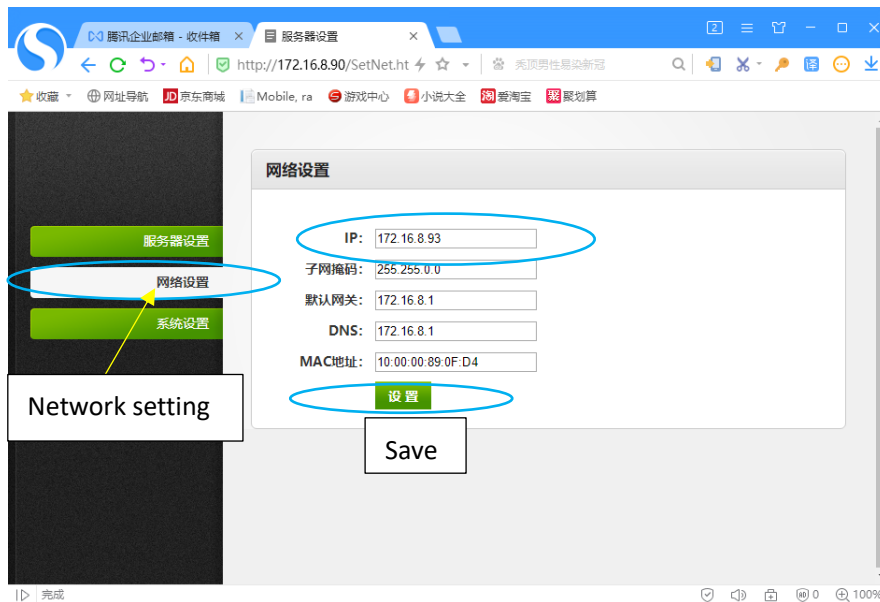
- Set VIU

For example, change VIU1 IP to VIU4 IP.

Open a browser and enter original IP 172.16.8.90, USER:admin, PWD:admin



Fill in the new IP in the network setting page. Then "Save".



Re-power the VIU, check new IP address in the browser.

