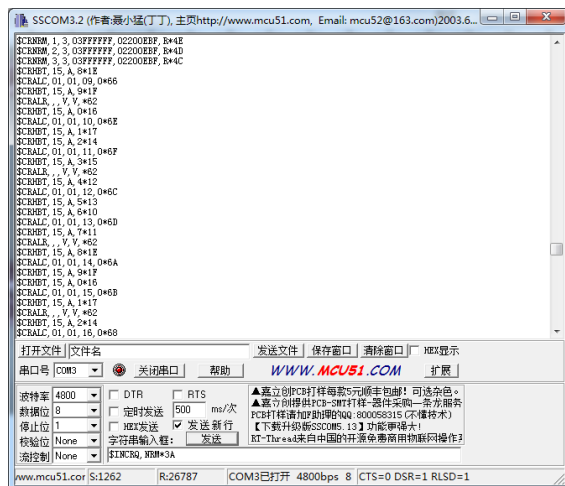



How to check NMEA signal

NVR-9000 and NVR-9000S can accept RS232, RS422, RS485 which format is NMEA.

Step 1

1. Check the NMEA signal with PC and USB-485 converter or USB-232&232-485 converter. NMEA sentence should be received by PC serial port tool. If not, the data source may be wrong. Check the NMEA source.





Step 2

If step 1 is OK. But VDR can not receive NMEA. Please copy the NMEA packet from serial port tool and send to NSR for analyzing.

Step 3

If VDR still not receive NMEA. Short the pins with jumper to enhance the signal according to COM number. The jumper are in the pack with LAN cable and CD.



Step 4

If VDR still not receive NMEA. It may need NMEA distributor to enhance the signal.