


# How to quickly test RADAR/ECDIS connect to VIU

## 1, Connect

- Connect radar/ECDIS to VIU PCB (172.16.8.90) via VGA cable;
- Connect PC to VIU PCB via network cable;
- Connect DC 24V to VIU;



## 2,Configure

- Set PC IP address;

Ip: 172.16.8.50

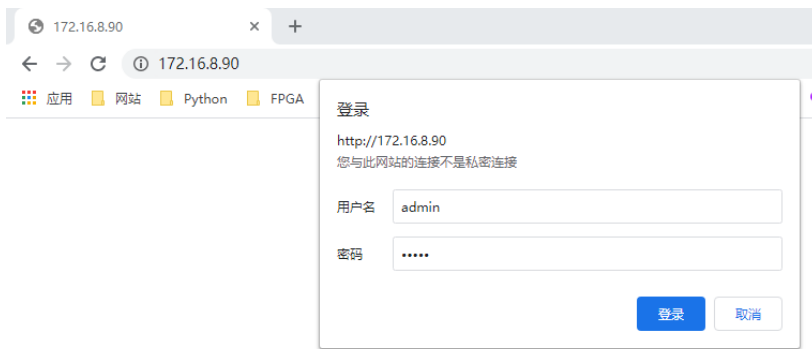
Mask: 255.255.0.0

Gateway: 172.16.8.1

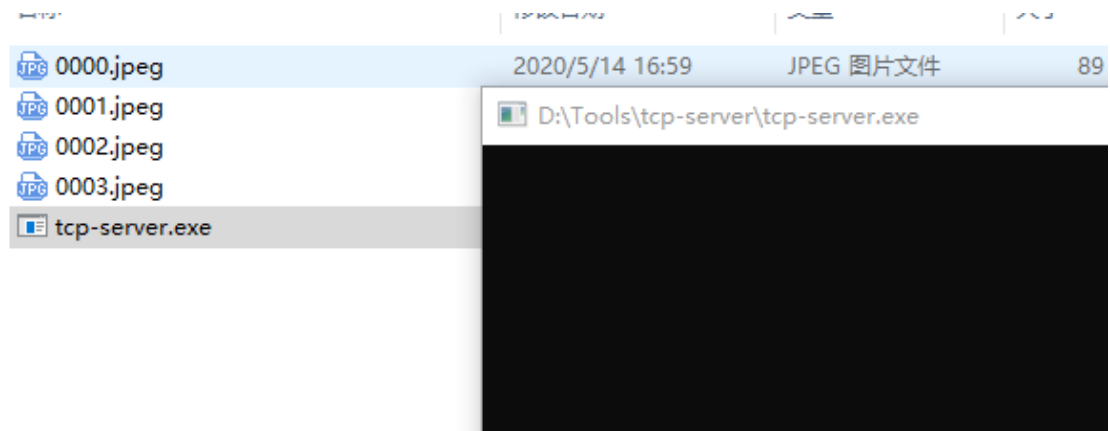


- Set VIU

Open a browser and enter ip 172.16.8.90, user:admin, pwd:admin  
Change the port from 5000 to 3000, after set, Power on again VIU.



### 3, open software to receive image



If a picture like “0000.jpeg” is generated, it means that NVR-9000 can receive it successfully .

After all, restore VIU Port From 3000 to 5000.